



,

(NAM: The National Association of Manufacturers)

2003	12	3		9
			가	.
				.
			6 ,	1.4 ,
	1.8		가	.
			가	29.6%
	20.6%,	24.2%	.	
	NAM			
가		,		
		가	.	

(NAM), 9

(NAM: The National Association of Manufacturers)
 (Manufacturers Alliance/MAPI) (The Manu-
 facturing Institute) (2003 12 3)

9

가 .

D.C. NAM .

1 1 4,000

50

350 가 가

10 가 가

가 .

가

가 .

, ,

NAM

. 가

1.8 , 6 , 14 ,

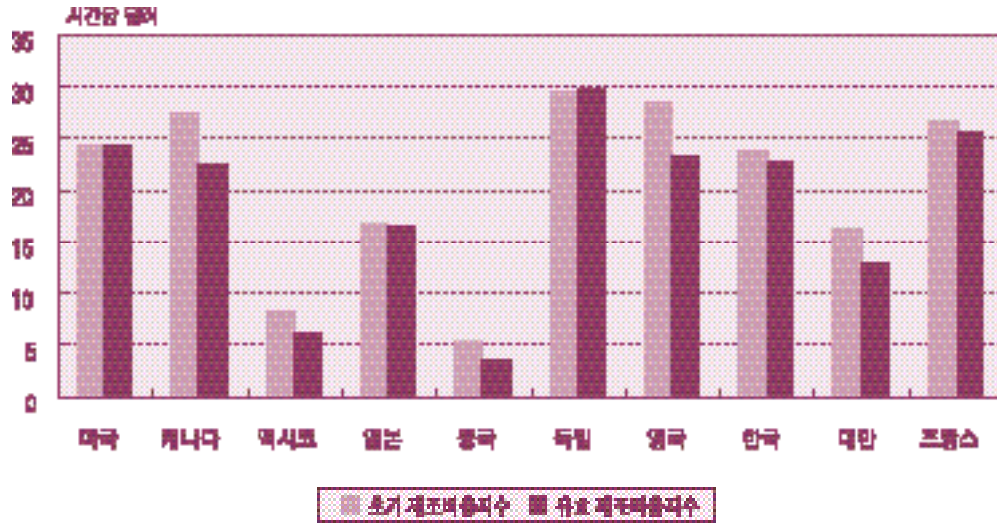
, .¹⁾

1) 2002 (1,251 /) 1990 (708 /)
 가 .

< 1>

9

(2002)



가

(overhead costs) 가

22.67 24.30

가

NAM 가 가

9 5.6%

- 10.3% 29.7%

가

29.6% 20.6%, 24.2%

4.5% 3.9% 0.6%

GDP 1.7% 1.6%

< 1> (key overhead costs)가 :
 9 (2002) : , %


	24.30	-	-	-	-	-	24.30
	27.57	-3.4	-4.8	-3.1	-6.0	-2.8	22.46
	8.11	-6.0	-9.4	-3.9	-2.3	-4.5	6.19
	16.92	2.0	-9.4	-3.3	12.5	-2.3	16.64
	5.34	-15.0	-12.6	-3.9	-2.3	6.1	3.50
	29.60	-0.4	3.6	-0.7	0.6	-2.4	29.77
	28.30	-10.0	-5.1	-3.4	2.1	-3.0	23.14
	23.96	-10.3	9.0	-3.9	4.1	-3.3	22.67
	16.41	-15.0	-11.5	-3.9	15.3	6.1	12.85
	26.50	-5.7	10.7	-1.3	-4.2	-1.5	25.77

:NAM(National Association of Manufacturers).

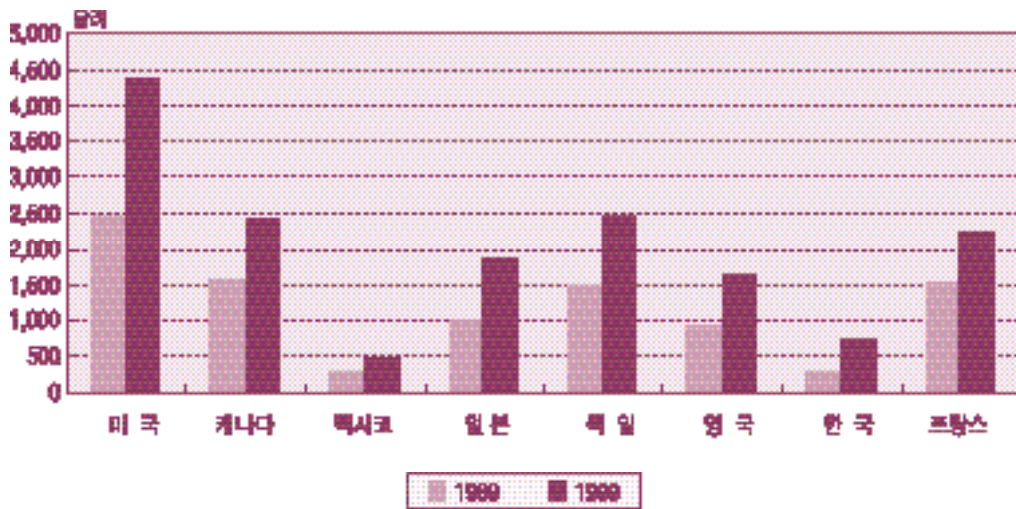
: 1) (overhead costs) (overhead costs)

2) (%)

가



< 2> 1 (1989 ~ 99)



< 2> 가 : %

1989 ~ 99 가	5.7	4.5	6.4	6.0	5.5	6.1	8.5	3.8
----------------	-----	-----	-----	-----	-----	-----	-----	-----

가

R&D

1990

< >

NAM

聲

1990

-

가

- R&D

가

-

聲

-

-

,

,

聲

-

-

聲

-

-

-

聲

-

가
3 -

聲

“Rockey Mountain Region”

“Outer Continental Shelf”

가 田

가

, , 가

가

가

(mkpai@kiet.re.kr)
(02-3299-3083)

www.kiet.re.kr